

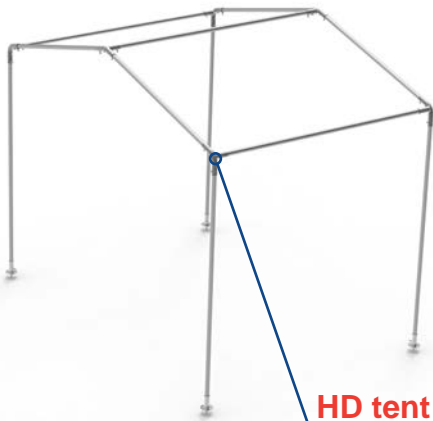
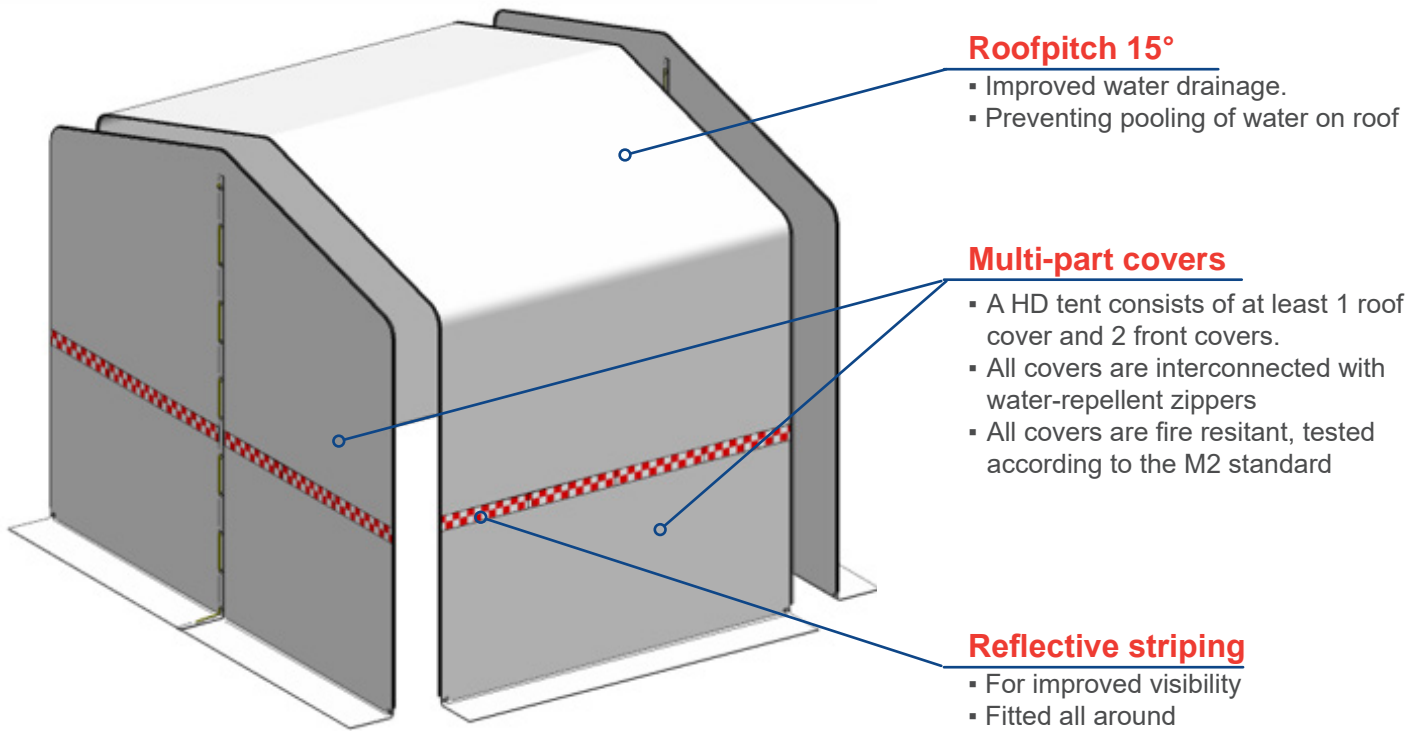
Outdoor welding

Heavy Duty working tent & welding tent

- ▶ Modular system
- ▶ Easy to expand
- ▶ Easy to interchange parts
- ▶ Multiple dimensions
- ▶ Galvanized frame

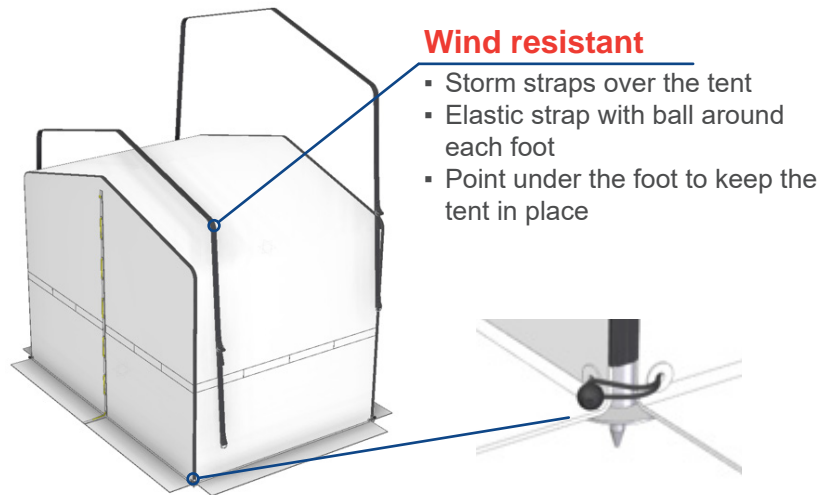


Main features new Heavy Duty working & welding tent

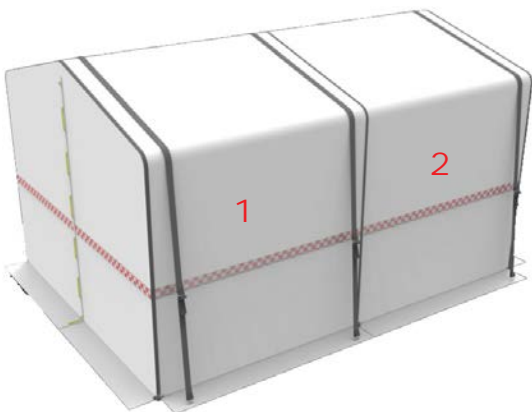


HD tent frame


- Rounded corners
- Strong frame \varnothing 33,7mm x 2,5mm
- Galvanized



HD welding /working tent (example) with 2 roofcovers interconnected with water-repellent zippers



HD welding /working tent (example) with 4 roofcovers interconnected with water-repellent zippers



AVAILABLE STANDARD DIMENSIONS

HD welding / working tent 300 cm wide

| Art. ref. | Width | Depth | Height |
|---------------|--------|--------|-----------------|
| 90.41.00.3020 | 300 cm | 200 cm | 200 cm / 240 cm |
| 90.41.00.3025 | 300 cm | 250 cm | 200 cm / 240 cm |
| 90.41.00.3040 | 300 cm | 400 cm | 200 cm / 240 cm |
| 90.41.00.3045 | 300 cm | 450 cm | 200 cm / 240 cm |
| 90.41.00.3050 | 300 cm | 500 cm | 200 cm / 240 cm |
| 90.41.00.3060 | 300 cm | 600 cm | 200 cm / 240 cm |
| 90.41.00.3065 | 300 cm | 650 cm | 200 cm / 240 cm |
| 90.41.00.3070 | 300 cm | 700 cm | 200 cm / 240 cm |
| 90.41.00.3075 | 300 cm | 750 cm | 200 cm / 240 cm |
| 90.41.00.3080 | 300 cm | 800 cm | 200 cm / 240 cm |

HD welding / working tent 400 cm wide


| Art. ref. | Width | Depth | Height |
|---------------|--------|--------|-----------------|
| 90.41.00.4020 | 400 cm | 200 cm | 200 cm / 250 cm |
| 90.41.00.4025 | 400 cm | 250 cm | 200 cm / 250 cm |
| 90.41.00.4040 | 400 cm | 400 cm | 200 cm / 250 cm |
| 90.41.00.4045 | 400 cm | 450 cm | 200 cm / 250 cm |
| 90.41.00.4050 | 400 cm | 500 cm | 200 cm / 250 cm |
| 90.41.00.4060 | 400 cm | 600 cm | 200 cm / 250 cm |
| 90.41.00.4065 | 400 cm | 650 cm | 200 cm / 250 cm |
| 90.41.00.4070 | 400 cm | 700 cm | 200 cm / 250 cm |
| 90.41.00.4075 | 400 cm | 750 cm | 200 cm / 250 cm |
| 90.41.00.4080 | 400 cm | 800 cm | 200 cm / 250 cm |

OTHER VERSIONS AND DIMENSIONS ARE AVAILABLE ON REQUEST.


CEPRO®

LEADING IN WELDING SAFETY


What is included :



▶ 2 front covers



▶ multiple roof covers, depending on the depth



▶ multiple frames, depending on the depth



▶ multiple storm straps, depending on the depth

CEPRO International B.V.

Postal address:

Parallelweg 38
5121 LD Rijen, Nederland

Visiting address:

Parallelweg 38
5121 LD Rijen, Nederland

Warehouse address:

Parallelweg 40
5121 LD Rijen, Nederland



www.cepro.eu

Version 21.01.EN

Telephone:

Sales Export
+31 (0)161 23 01 16

Sales Benelux
+31 (0)161 22 64 72

Finance & Administration
+31 (0)161 22 35 11

Warehouse & Logistics
+31 (0)161 23 18 28

E-mail:

General
info@cepro.eu

Sales
sales@cepro.eu

Finance & Administration
fa@cepro.eu

Warehouse & Logistics
logistics@cepro.eu